

ARRIFLEX 435 Xtreme - Wireless Remote System (WRS)



CONFIGURATION OVERVIEW – 2.5.1 / 2012.04

© 2010 Arnold & Richter Cine Technik GmbH & Co. Betriebs KG. All rights reserved. This material is provided "as is" for information purposes only without any warranty. ARRI assumes no responsibility with regard to the performance or use of the products or typographical errors or inaccuracies of given information. Product specifications are subject to change without notice. For a full listing of all available components consult the price list.

WRS Components

 Wireless Main Unit WMU-3 , K2.52240.0 (White Radio) Antenna, 05.20112.0	 Wireless Focus Unit, WFU-3 , K2.52268.0 Marking Disks, Bevelled, K4.47621.0 Flat, K2.47292.0	 Wireless Zoom Unit WZU-3 K2.52267.0	 Wireless Remote Control WRC-2 incl. Control Knob Unit - for Sets please see Overview 5.5.0
 Lens Data Display for Focus Puller LDD-FP K2.54163.0	 Zoom Main Unit, ZMU-3A K2.65003.0	 Wired Handgrip Attachment WHA-3 K2.54079.0	 Wireless Battery Unit WBU-3 , K2.52238.0 Wireless Battery Unit WBU-4 , K2.65001.0
 Wireless Compact Unit WCU-3 , K2.65155.W (White Radio)	 Wireless Zoom Extension, WZE-3 K2.65150.W (White Radio)	 Battery (Sony) NP-FM500 H , K2.47851.0 Charger (Sony) BC-M50 K2.47852.0	 Wireless Accu Charger WAC-3 , K2.52266.0
 Wireless Expansion Bracket, WEB-3 K2.52241.0	 Wireless Zoom Bracket, WZB-3 K2.65017.0	 ZMU-3 Bracket for WCU-3 , K2.65132.0 Connection cable KC-192 S needed K2.65132.0	 WHA-2 Rod Bracket K2.52150.0

Data Receivers



Universal Radio Module-3 URM-3 for FEM-2
K2.52262.W
(White Radio)



up to 3 Controlled Lens Motor
CLM-2, K2.52036.0
CLM-3, K0.60057.0
or CLM-1 for Focus, Iris, Zoom



Remote Options

Camera Control Funktionen:

- Focus
- Zoom
- Iris
- Speed, 1 - 150 fps
- Shutter, 11,2[∞] - 180[∞]
- Ramps
- Run/Stop

Calculations:

- Depth of Field
- Hyperfocal Distance

Data Display & Input Devices



ESU-1
External Sync Unit



LDD-FP



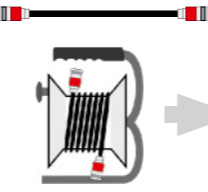
Ultrasonic Distance Measure UDM-1 Set
K0.60055.0
Cable UDM-435
K4.65672.0


Wireless Control: Sample Configurations

 WBU-3, WMU-3, WZU-3, WFU-3	 WRC-2, WMU-3, WEB-3, WFU-3, WBU-3	 ZMU-3A, WCU-3	 WBU-3, WMU-3, WFU-3, ZMU-3A, WZB-3	 WCU-3
---	---	---	--	--




Wired Control: Configuration Samples

to LCS Plug:
LC-M1 = 1m
LC-Z1 = 3,5m

 **LC-E1 = 75m**

 **WHA-3**

WZU-3 + WFU-3 or WRC-2

WZU-3 →  **WMA-1** →  **WHA-1** →  **WFU-3**

Cable: WC-E1/2

