

UMC-3*/3A Sample Configuration - previous generation



CONFIGURATION OVERVIEW – 5.3.1 / 2012.12

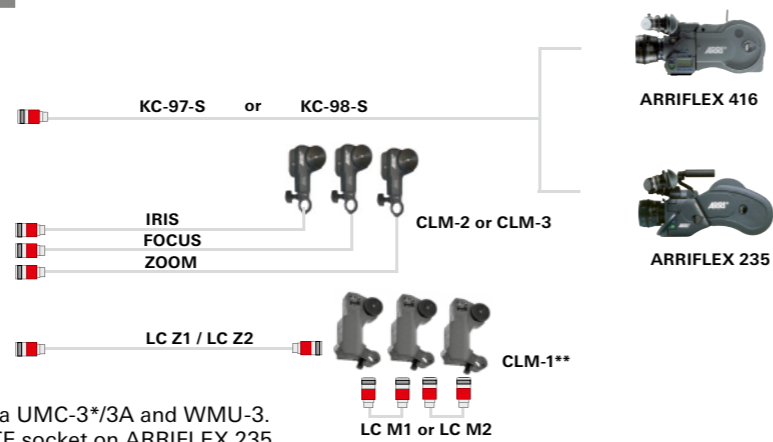
© 2010 Arnold & Richter Cine Technik GmbH & Co. Betriebs KG. All rights reserved. This material is provided "as is" for information purposes only without any warranty. ARRI assumes no responsibility with regard to the performance or use of the products or typographical errors or inaccuracies of given information. Product specifications are subject to change without notice. For a full listing of all available components consult the price list.

UMC-3/3A Sample Configurations



WBU-3, WMU-3,
WZU-3, WFU-3

Configuration: Wireless control of focus, iris and zoom via UMC-3*/3A and WMU-3. KC-97-S connects CAM socket on UMC-3*/3A to REMOTE socket on ARRIFLEX 235 or 416. Functions: RUN/STOP trigger, RUN indication, ASYNC indication, camera remote control with WRC-2. KC 98-S connects CAM socket on UMC-3*/3A to RS socket on ARRI cameras. Functions: RUN/STOP trigger, RUN indication, ASYNC indication.

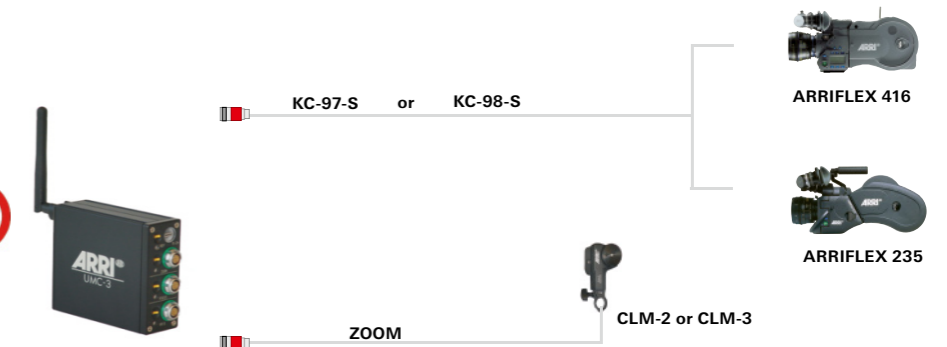


UMC-3*/3A
Caution: make sure Receiver and Controller have compatible Radio Module
Currently: White Radio Module



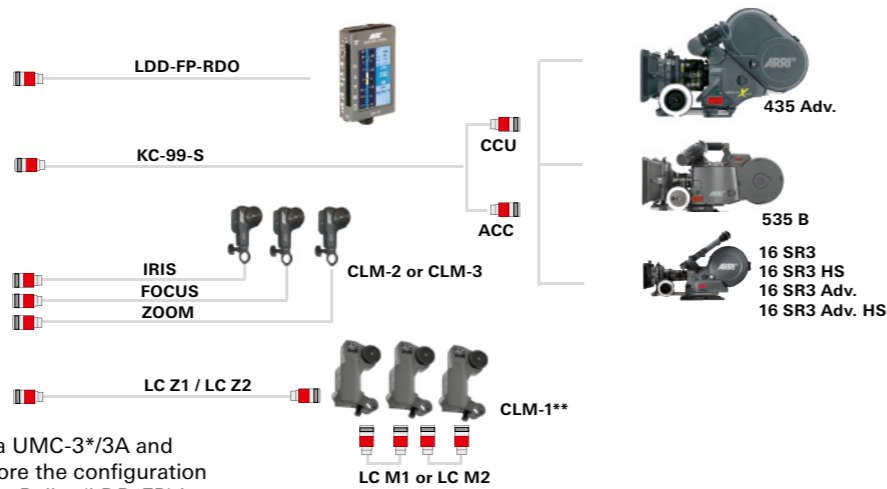
ZMU-3*/3A

Configuration: Wired zoom control via ZMU-3*/3A and cable KC-92-S. This very simple configuration allows zoom control on every camera that can be connected to the UMC-3*/3A. KC-97-S connects CAM socket on UMC-3*/3A to REMOTE socket on ARRIFLEX 235 or 416. Functions: RUN/STOP trigger, RUN indication, ASYNC indication, camera remote control with WRC-2. KC 98-S connects CAM socket on UMC-3*/3A to RS socket on ARRI cameras. Functions: RUN/STOP trigger, RUN indication, ASYNC indication.



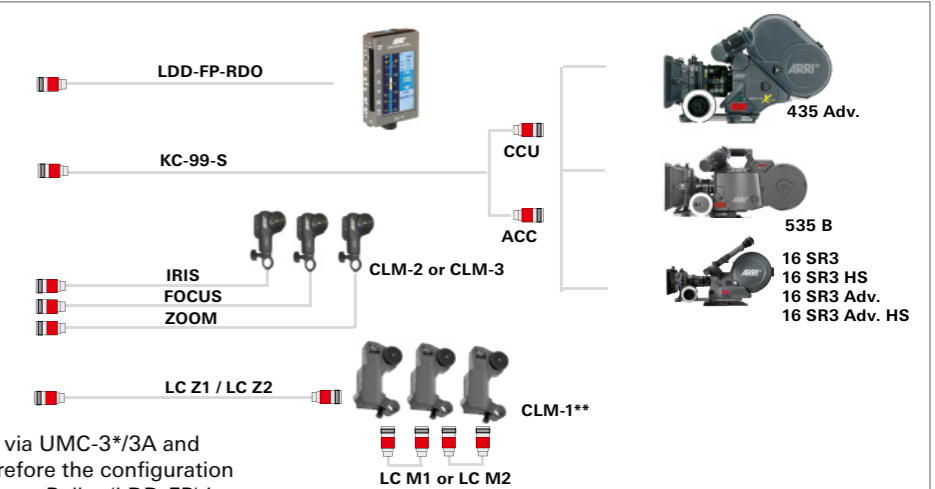
WRC-2, WBU-3, WEB-3,
WMU-3, WZU-3, WFU-3

Configuration: wireless control of focus, iris and zoom via UMC-3*/3A and WMU-3. The cameras are connected via KC-99-S, therefore the configuration allows RUN/STOP function. A Lens Data Display for Focus Puller (LDD-FP) is connected to the UMC-3*/3A. Via Lens Data Archive you have all Lens Data Display functions.



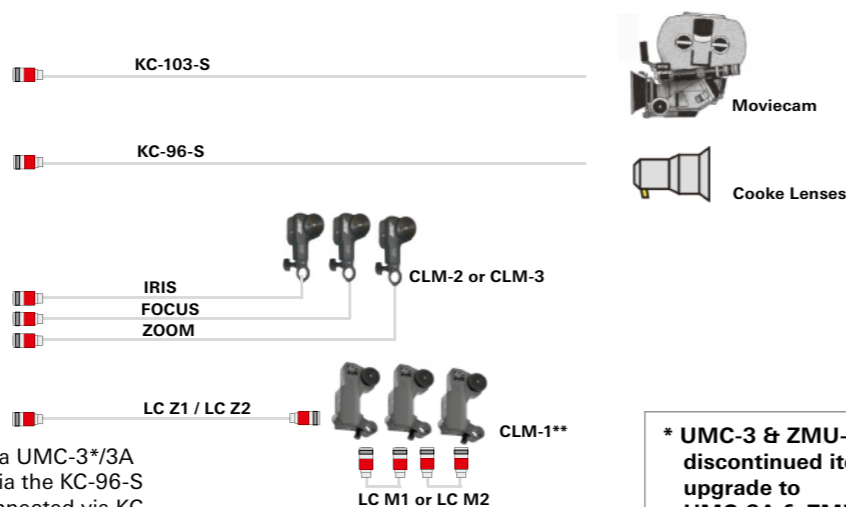
ZMU-3*/3A, WZB-3, LDD-FP,
WMU-3, WBU-3, WEB-3,
WFU-3

Configuration: wireless control of focus, iris and zoom via UMC-3*/3A and WMU-3. The cameras are connected via KC-99-S, therefore the configuration allows RUN/STOP function. A Lens Data Display for Focus Puller (LDD-FP) is connected to the UMC-3*/3A. Via Lens Data Archive you have all Lens Data Display functions.

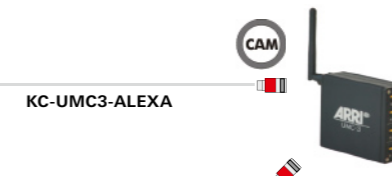


LDD-FP, WMU-3, WBU-3,
WEB-3, WZU-3, WFU-3

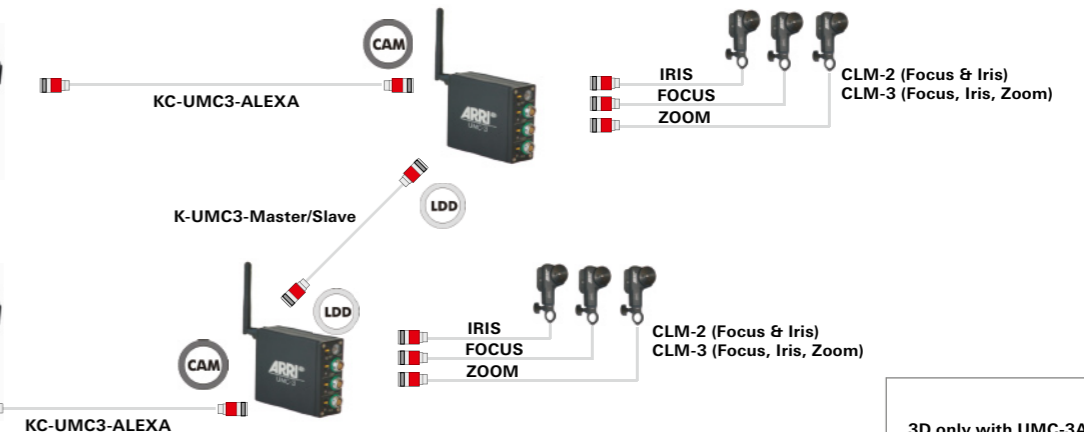
Configuration: Wireless control of focus, iris and zoom via UMC-3*/3A and WMU-3. The lens data information are transmitted via the KC-96-S cable from the Cooke Lens. The Moviecam camera is connected via KC-103-S cable. This configuration also has RUN/STOP function.



* UMC-3 & ZMU-3 discontinued item upgrade to UMC-3A & ZMU-3A available/possible



**Not sold by ARRI anymore



3D only with UMC-3A
Master: use Chanel 0 till 7
Slave: use Chanel 8
Off: use Chanel 9